



The
Morton
Arboretum®

THE
CHAMPION
of TREES

NORTHERN ILLINOIS TREE SPECIES LIST

Indian Summer crabapple, *Malus* 'Indian Summer'

Introduction to The Morton Arboretum Northern Illinois Tree Species List

Trees well suited to the conditions of their sites will be healthier and more likely to succeed and will require fewer resources for care and maintenance. This list describes trees that grow well in northern Illinois, with recommendations on best planting sites for each species.






Selecting the best tree species for your site is vital to the success of your tree planting.

Importance of diversity in the landscape

In the ongoing wake of ash tree destruction by the emerald ash borer, it's vital to recognize the impact of relying so heavily on one genus, ash, just as communities did in the 1950s with elms that were later lost to Dutch elm disease. We have the opportunity now, while replacing lost ash trees, to consider the value of diversity in tree selections. We can fortify communities against impacts from future invasions and a changing climate by increasing the diversity of the trees we plant. Increased diversity also provides a wider variety of food and shelter for wildlife and many other ecosystem services (such as carbon sequestration, storm water absorption, and nutrient cycling).



Strategies for increasing diversity in your community

-  Pay attention to the trees commonly planted in your neighborhood and choose something different. For example, maple trees are the most common genus planted in many neighborhoods. If you live in one of those neighborhoods, browse our list for other trees that will suit your planting site.
-  Aim for the 5-10-15 guideline (up to 5 percent of any one species, up to 10 percent of any one genus, and up to 15 percent of any one family). This guideline is especially useful for incorporation into tree management plans.
-  Select trees to suit the planting site. Consider the soil type, sun exposure, and site limitations (such as power lines, high exposure to salt spray). The variability in sites is best answered with a variety in tree selections.

For more information about each species, check The Morton Arboretum website at mortonarb.org/tree-selector.

Key to the list

Planting Sites

Y=Yes, **N**=No, **U**=Uncertain

City Parkway – Usually publicly controlled property adjacent and parallel to the roadway. Typically have high exposure to stressors (road pollutants, limited soil volume, poor drainage, or dry soils). Widths vary.

Median – Land in the center of a roadway. Typically have highest exposure to stressors (road pollutants, limited soil volume, dry soils), though medians come in many shapes and sizes. Medians can be acceptable places to plant trees with thorns.

Restricted Sites – Openings in sidewalks and other pavements without soil under the pavement to support root growth. Although some trees tolerate restricted planting sites, growth will be restricted within 20 years unless there is at least 200 square feet of open soil around them. Smaller spaces will reduce growth sooner and to a greater extent.

Residential and Parks – Open parcels of land, including commercial and industrial campuses. Typically have regular maintenance and fewer stressors than other urban sites.

Under Utility Lines – Only plant trees with mature heights up to 25 feet.

Considerations

Key species traits should be considered before making your final species selection. For example, trees with thorns, such as hawthorn, may not be a good choice in areas where children play.

- I** = Commonly planted in the Chicago region. To avoid overplanting one species, check tree composition near you.
- A** = Aggressive. Capable of spreading quickly.
- M** = Messy. From fruit or other plant parts.
- R** = Resistant to particular serious insects and diseases.
 - BBB** = Bronze birch borer
 - DED** = Dutch elm disease
- S** = Sewer. Roots prone to invading sewer pipes.
- T** = Thorns. For safety, be aware of thorns.

Performance Limitations

Key species traits may inhibit the performance of your tree unless sited carefully. For example, trees that are marginally hardy will need sheltered sites and may require additional maintenance in winter. Possible traits in this category are:

- I** = Prone to major pests and diseases.
 - EAB** = Emerald ash borer
 - TCD** = Thousand cankers disease
- 2** = Weak wood and branch structure.
- 3** = Highly susceptible to ice storm damage.
- 4** = Excessive sucker growth can be a problem.
- 5** = Intolerant of polluted soil and/or air.
- 6** = May be difficult to find in nurseries.
- 7** = Marginally hardy.

Cultivars Available?

Y = Yes, **N** = No

A cultivar is a named plant selection from which identical or near-identical plants can be produced. An example is Accolade® elm. Vegetative reproduction or cloning is the propagation method most frequently used. Often many cultivars are selected from a single species. There are too many cultivars available to be listed individually in this guide, but selected cultivars have been included as highlights.

Native to Illinois

Y = Yes, **N** = No

Species that are native to Illinois are typically well-suited to this climate, while also providing food and shelter for native wildlife.

Mature Height

Select a tree of appropriate size for your space.

Compact (10–15 ft.) and **Small (15–25 ft.)** trees are suitable for planting under utility lines, among other locations.

Medium (25–40 ft.) trees can be used in many locations.

Large (>40 ft.) trees are often best in large yards or park-like spaces.

Mature Width

Width given is typical of tree when planted in an appropriate site.

Growth Rate in First 10 Years

Trees typically have a faster growth rate in the first 10 years of their lives and a slower rate as they become more established in a site. The growth rates on this list are estimates and can be affected by growing conditions, including weather and appropriateness of planting site. Note that fast-growing trees often have shorter life spans and weaker branches. Possible traits in this category are:

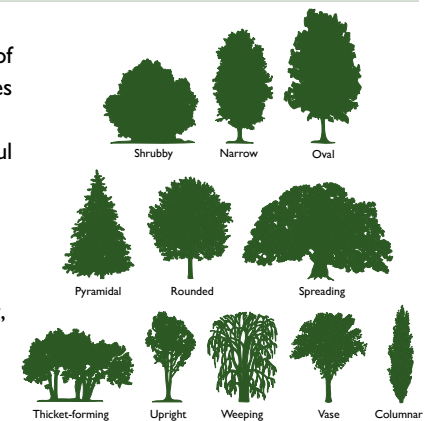
Slow (less than 10 in. per year), **Moderate (10 to 20 in. per year)**, and **Fast (more than 20 in. per year)**.

Light Required

☉ = Full sun, ◐ = Partial shade, ● = Full shade

Form

The height, width, and branching pattern of a tree are important. Small, spreading trees are not appropriate near streets where visibility is important, but can be very useful when screening is desired. On a site with many trees, a mixture of forms can be aesthetically pleasing. Possible forms: **shrubby, narrow, oval, pyramidal, rounded, spreading, thicket-forming, upright, weeping, vase, columnar.**



Ideal Digging Season

Trees can be purchased in many forms—bare root, container, grow bag, or ball-and-burlap. Ball-and-burlap (B&B) trees are dug out of nurseries and wrapped in burlap for transport. Some species perform best after transplanting if they are dug in the spring.

Tolerances

Understanding site limitations is important when selecting a tree species. For example, while urban soils in northern Illinois are often alkaline, pin oaks require acidic soil. Deicing salt can cause stress and death to certain species planted near busy roads. Testing your soil and observing your site's conditions before you select a tree can help you avoid expensive mistakes. (For a list of soil testing facilities, visit: urbanext.illinois.edu/soiltest.) Possible traits in this category are:

- T** = Tolerant
- M** = Moderate
- I** = Intolerant
- P** = Prefers
- R** = Requires
- U** = Uncertain

Ornamental Interest

Many plants have especially attractive features or seasonal interest. On this list we focus on winter interest (**bark, form, or persistent fruit**); flowers (**fragrant, showy, striking, spring, summer, or fall**); fruit or cones (**edible, ornamental, showy, striking, or variable**); whether a tree is evergreen or deciduous; and whether a tree has fall color.

For more details on the ornamental features of these species, visit mortonarb.org/tree-selector.

Trees **Not** Recommended Due to Pests, Diseases, or Invasiveness

The following trees are **not recommended** for planting anywhere in this region and usually require removal and/or replacement. To find more details about these species, visit the Northern Illinois Tree Selector at mortonarb.org/tree-selector.

Common Name	Botanical Name	Pest/Disease/Invasive
Norway maple	<i>Acer platanoides</i>	Invasive
Tree of heaven	<i>Ailanthus altissima</i>	Invasive
European white birch	<i>Betula pendula</i>	Bronze birch borer
Asian white birch	<i>Betula platyphylla</i>	Bronze birch borer
White ash	<i>Fraxinus americana</i>	Emerald ash borer
European ash	<i>Fraxinus excelsior</i>	Emerald ash borer
Black ash	<i>Fraxinus nigra</i>	Emerald ash borer
Green ash	<i>Fraxinus pennsylvanica</i>	Emerald ash borer
Pumpkin ash	<i>Fraxinus profunda</i>	Emerald ash borer
Blue ash	<i>Fraxinus quadrangulata</i>	Emerald ash borer
Butternut	<i>Juglans cinerea</i>	Butternut canker
Austrian pine	<i>Pinus nigra</i>	Not suitable for region, becomes susceptible to many pests and diseases
Scots pine	<i>Pinus sylvestris</i>	Not suitable for region, becomes susceptible to many pests and diseases
Black poplar, includes cultivar 'Italica'	<i>Populus nigra</i>	Canker
Callery pear	<i>Pyrus calleryana</i>	Invasive
Buckthorn	<i>Rhamnus cathartica</i>	Invasive
Dahurian buckthorn	<i>Rhamnus davurica</i>	Invasive
Siberian elm	<i>Ulmus pumila</i>	Invasive
Slippery elm	<i>Ulmus rubra</i>	Dutch elm disease

Common Name	Botanical Name	Planting Site					Growth Information							Tolerance					Ornamental Interest								
		City Parkway	Median	Restricted Sites	Residential & Parks	Under Utility Lines	Considerations	Performance Limitations	Cultivars?	Native to IL	Mature Height	Mature Width (ft.)	Growth Rate in First 10 years	Light Required	Form	Ideal Digging Season (for B&B trees)	Acid Soils	Alkaline Soils	Salt Spray	Soil Salt	Drought	Poor Drainage	Winter Interest	Flowers	Fruit/Cones	Evergreen or Deciduous	Fall Color
Alder, European white	<i>Alnus incana</i>	Y	Y	N	Y	N		6	Y	N	Large	20–40	Fast	☀️	Pyramidal	Spring or fall	T	T	I	U	I	T	Bark, persistent fruit	Spring		Deciduous	N
Alder, seaside	<i>Alnus maritima</i>	Y	Y	U	Y	Y		5,6	Y	N	Small, medium	10–15	Fast	☀️	Pyramidal	Spring	T	T	U	U	M	P	Persistent fruit	Fall		Deciduous	Y
Alder, speckled	<i>Alnus incana</i> ssp. <i>rugosa</i>	N	N	N	Y	Y		6	Y	Y	Small	10–15	Moderate	☀️	Multi-stemmed	Spring	T	T	M	I	M	T	Bark, persistent fruit	Spring		Deciduous	N
Arborvitae, eastern	<i>Thuja occidentalis</i>	N	N	N	Y	N			Many	Y	Large	10–15	Moderate	☀️	Pyramidal	Spring or fall	T	P	M	T	M	M	Form			Evergreen	N
Arborvitae, giant	<i>Thuja plicata</i>	N	N	N	Y	N			Many	Y	Large	15–25	Moderate	☀️	Pyramidal	Spring or fall	T	T	I	I	M	M	Form			Evergreen	N
Arborvitae, oriental	<i>Platyclusus orientalis</i> (syn. <i>Thuja orientalis</i>)	N	N	N	Y	Y			Y	N	Small	10–15	Slow	☀️	Pyramidal	Spring	T	T	M	I	T	I	Form			Evergreen	N
Aspen, quaking	<i>Populus tremuloides</i>	Y	Y	N	Y	N		3,4	Y	Y	Large	20–30	Moderate	☀️	Pyramidal	Spring	T	M	T	I	T	I	Bark			Deciduous	Y
Bald-cypress	<i>Taxodium distichum</i>	Y	Y	Y	Y	N			Y	Y	Large	20–30	Moderate	☀️	Pyramidal	Spring	P	M	T	I	M	T	Bark			Deciduous conifer	Y
Basswood, American (linden)	<i>Tilia americana</i>	Y	Y	N	Y	N		3	Y	Y	Large	30–60	Moderate	☀️	Pyramidal	Spring or fall	T	T	I	I	M	M		Fragrant, showy, spring		Deciduous	N
Basswood, AMERICAN SENTRY™ (linden)	<i>Tilia americana</i> 'McKSentry'	Y	Y	N	Y	N	Ⓡ (Japanese beetle)		NA	NA	Large	25–30	Moderate	☀️	Pyramidal	Spring or fall	M	M	I	I	M	M	Bark	Fragrant, spring		Deciduous	N
Basswood, white	<i>Tilia americana</i> var. <i>heterophylla</i>	Y	Y	N	Y	N	Ⓡ (Japanese beetle)	6	N	Y	Large	35–40	Moderate	☀️	Pyramidal	Spring or fall	P	M	I	I	M	M		Fragrant, showy, summer		Deciduous	N
Beech, American	<i>Fagus grandifolia</i>	N	N	N	Y	N		6	Y	Y	Large	50–70	Slow	☀️	Rounded	Spring	P	M	I	I	I	I	Bark, form		Edible	Deciduous	Y
Beech, European	<i>Fagus sylvatica</i>	Y	Y	N	Y	N			Many	N	Large	35–45	Slow	☀️	Rounded	Spring	M	T	I	I	I	I	Bark, form		Edible	Deciduous	Y
Birch-WHITE SATIN™	<i>Betula</i> 'Madison'	N	N	N	Y	N	Ⓡ (BBB)	6	NA	N	Medium, large	25–35	Fast	☀️	Pyramidal	Spring	T	I	I	I	T	T	Bark, form	Spring		Deciduous	Y
Birch, gray	<i>Betula populifolia</i>	N	Y	U	Y	N	Ⓡ (BBB)	6	Y	N	Small, medium	10–20	Moderate	☀️	Pyramidal	Spring	T	M	T	I	T	M	Bark, form	Spring		Deciduous	Y
Birch, gray 'Whitespire Senior'	<i>Betula populifolia</i> 'Whitespire Senior'	Y	Y	N	Y	N	Ⓡ (BBB)		NA	NA	Medium	20–30	Fast	☀️	Upright	Spring	T	M	T	I	T	M	Bark, form	Spring		Deciduous	Y
Birch, paper	<i>Betula papyrifera</i>	N	N	N	Y	N		1 (bronze birch borer-some resistance), 5	Y	Y	Large	19–45	Fast	☀️	Thicket-forming	Spring	P	M	T	T	I	M	Bark, form	Spring		Deciduous	Y
Birch, RENAISSANCE OASIS®	<i>Betula papyrifera</i> 'Oenci'	N	N	N	Y	N	Ⓡ (BBB)	5	NA	Y	Large	20–25	Fast	☀️	Vase	Spring	P	M	T	T	I	M	Bark, form	Spring		Deciduous	Y
Birch, river	<i>Betula nigra</i>	N	N	Y	Y	N	Ⓡ (BBB)		Y	Y	Medium	20–30	Fast	☀️	Rounded	Spring or fall	P	I	M	M	I	M	Bark	Spring		Deciduous	Y
Birch, river-FOX VALLEY™	<i>Betula nigra</i> 'Little King'	N	N	N	Y	N	Ⓡ (BBB)		NA	Y	Medium	20–30	Moderate	☀️	Rounded	Spring or fall	T	I	T	M	T	M	Bark, form	Spring		Deciduous	Y
Birch, sweet	<i>Betula lenta</i>	N	N	N	Y	N	Ⓡ (BBB)	6	N	N	Large	35–45	Moderate	☀️	Pyramidal	Spring	T	T	T	I	I	T	Bark	Spring		Deciduous	Y

KEY

Planting Sites
Y = Yes
N = No
U = Uncertain

Considerations
I = Commonly planted
A = Aggressive
M = Messy
Ⓡ = Resistant
BBB—Bronze birch borer
DED—Dutch elm disease
S = Sewer
T = Thorns

Performance Limitations
1 = Prone to pests/diseases
EAB—Emerald ash borer
TCD—Thousand cankers disease
2 = Weak wood/branch structure
3 = Susceptible to ice storm damage
4 = Excessive sucker growth
5 = Intolerant of polluted soil/wair
6 = Difficult to find in nurseries
7 = Marginally hardy

Light Required
☀️ = Full sun
🌤️ = Partial shade
🌑 = Full shade

Tolerances
T = Tolerant
M = Moderate
I = Intolerant
P = Prefers
R = Requires
U = Uncertain

Common Name	Botanical Name	Planting Site					Growth Information							Tolerance					Ornamental Interest								
		City	Median	Restricted Sites	Residential & Parks	Under Utility Lines	Considerations	Performance Limitations	Cultivars?	Native to IL	Mature Height	Mature Width (ft.)	Growth Rate in First 10 years	Light Required	Form	Ideal Digging Season (for B&B trees)	Acid Soils	Alkaline Soils	Salt Spray	Soil Salt	Drought	Poor Drainage	Winter Interest	Flowers	Fruit/Cones	Evergreen or Deciduous	Fall Color
Birch, yellow	<i>Betula alleghaniensis</i>	N	N	N	Y	N	(R) (BBB)	6	Y	Y	Large	60–75	Moderate		Rounded	Spring	P	T	I	I	I	T	Bark	Spring		Deciduous	Y
Boxelder	<i>Acer negundo</i>	N	N	N	Y	N	(A) (M) (females)	2, 3	Y	Y	Medium, large	30–50	Fast		Rounded	Spring or fall	T	T	M	I	T	T				Deciduous	N
Buckeye, Ohio	<i>Aesculus glabra</i>	Y	Y	Y	Y	N	(M)	1 (leaf blotch)	Y	Y	Small, medium	20–40	Moderate		Rounded	Spring	P	M	M	I	M	M	Bark	Showy, spring		Deciduous	Y
Buckeye, red	<i>Aesculus pavia</i>	N	N	N	Y	Y	(M)	1 (leaf blotch)	Y	N	Small	15–30	Slow		Rounded	Spring	P	M	M	M	T	T		Showy, spring		Deciduous	N
Buckeye, yellow	<i>Aesculus flava</i>	Y	Y	N	Y	N	(M)	6	N	Y	Large	25–35	Moderate		Oval	Spring	P	M	M	I	M	T	Bark	Showy, spring		Deciduous	Y
Catalpa, Chinese	<i>Catalpa ovata</i>	Y	Y	N	Y	N	(M)	2, 6	N	N	Small, medium	20–30	Moderate		Spreading	Spring or fall	M	T	M	M	T	T		Showy, spring		Deciduous	N
Catalpa, hybrid	<i>Catalpa x erubescens</i>	Y	Y	Y	Y	N	(M)	6	Y	N	Large	40–50	Fast		Spreading	Spring	T	T	M	M	T	I		Ornamental, spring		Deciduous	N
Catalpa, northern	<i>Catalpa speciosa</i>	Y	Y	Y	Y	N	(M)	2	Y	Y	Large	20–40	Fast		Narrow oval	Spring	T	T	M	M	T	T	Bark, form	Fragrant, showy, spring		Deciduous	N
Catalpa, southern	<i>Catalpa bignonioides</i>	Y	Y	Y	Y	N	(M)	2, 6	Y	N	Medium, large	30–40	Moderate		Rounded to broad rounded	Spring or fall	T	T	I	I	T	T	Bark, form	Fragrant, showy, spring		Deciduous	N
Cherry, Amur	<i>Prunus maackii</i>	N	Y	U	Y	N		6	Y	N	Medium, large	25–35	Moderate		Rounded	Spring	T	T	M	I	T	I	Bark, form	Showy, spring		Deciduous	N
Cherry, black	<i>Prunus serotina</i>	N	N	N	Y	N	(A) (M)	3	N	Y	Large	20–30	Fast		Pyramidal	Spring	T	T	I	T	M	M	Bark	Showy, spring	Edible	Deciduous	Y
Cherry, Higan (weeping)	<i>Prunus subhirtella</i>	N	N	N	Y	N		4, 6	Y	N	Small, medium	15–30	Moderate		Weeping	Spring	T	M	T	T	T	I	Form	Showy, spring		Deciduous	N
Cherry, Japanese flowering	<i>Prunus serrulata</i>	N	N	N	Y	Y			Y	N	Small	15–20	Moderate		Rounded	Spring	T	M	T	T	I	I	Bark, form	Fragrant, showy, spring		Deciduous	Y
Cherry, Sargent	<i>Prunus sargentii</i>	N	Y	N	Y	N		6	Y	N	Large	40–50	Moderate		Vase	Spring	T	M	M	T	I	I	Bark	Showy, spring		Deciduous	Y
Chestnut, Chinese	<i>Castanea mollissima</i>	Y	Y	U	Y	N	(M)	6	Y	N	Large	40–60	Moderate		Spreading	Spring	P	M	U	U	T	I			Edible	Deciduous	Y
Coffeetree, Kentucky	<i>Gymnocladus dioica</i>	Y	Y	Y	Y	N	(M)		Y	Y	Large	40–50	Moderate		Oval, irregular	Spring or fall	T	T	T	T	T	T	Persistent fruit (female)	Fragrant, spring		Deciduous	N
Corktree, Amur	<i>Phellodendron amurense</i> (male only)	N	N	N	Y	N	(A) (M)		Y	N	Medium, large	30–60	Moderate		Open rounded	Spring	T	P	M	M	M	I	Bark, form			Deciduous	N
Cornel, Japanese	<i>Cornus officinalis</i>	Y	Y	U	Y	Y		6	Y	N	Small	15–20	Slow		Open, multi-stemmed	Spring or fall	P	M	I	I	I	I	Bark	Showy, spring	Edible, showy	Deciduous	N
Cottonwood, eastern	<i>Populus deltoides</i>	N	N	N	Y	N	(S)	2, 3	Y	Y	Large	50–75	Fast		Pyramidal	Spring	T	T	T	I	T	T	Bark			Deciduous	N
Crabapple	<i>Malus cultivars and species</i>	Y	Y	N	Y	Y	(M)	4 (grafted plants)	Many (400-600)	Y	Compact, small	Variable	Moderate		Variable	Spring or fall	T	Varies	Varies	I	M	I	Form	Showy, spring	Variable	Deciduous	N
Crabapple, prairie	<i>Malus ioensis</i>	N	N	N	Y	Y			Y	Y	Small, medium	20–30	Moderate		Rounded	Spring or fall	T	T	I	I	T	I	Form	Fragrant, showy, summer	Edible	Deciduous	N

KEY

Planting Sites
 Y = Yes
 N = No
 U = Uncertain

Considerations
 = Commonly planted
 = Aggressive
 = Messy
 = Resistant
BBB—Bronze birch borer
DED—Dutch elm disease
 = Sewer
 = Thorns

Performance Limitations
 1 = Prone to pests/diseases
EAB—Emerald ash borer
TCD—Thousand cankers disease
 2 = Weak wood/branch structure
 3 = Susceptible to ice storm damage
 4 = Excessive sucker growth
 5 = Intolerant of polluted soil/water
 6 = Difficult to find in nurseries
 7 = Marginally hardy

Light Required
 = Full sun
 = Partial shade
 = Full shade

Tolerances
T = Tolerant
M = Moderate
I = Intolerant
P = Prefers
R = Requires
U = Uncertain

Common Name	Botanical Name	Planting Site					Growth Information								Tolerance					Ornamental Interest							
		City Parkway	Median	Restricted Sites	Residential & Parks	Under Utility Lines	Considerations	Performance Limitations	Cultivars?	Native to IL	Mature Height	Mature Width (ft.)	Growth Rate in First 10 years	Light Required	Form	Ideal Digging Season (for B&B trees)	Acid Soils	Alkaline Soils	Salt Spray	Soil Salt	Drought	Poor Drainage	Winter Interest	Flowers	Fruit/Cones	Evergreen or Deciduous	Fall Color
Dogwood, Cornelian-cherry	<i>Cornus mas</i>	Y	Y	N	Y	Y			Y	N	Small	15–20	Slow	☀️🌑	Oval rounded to rounded	Spring or fall	T	T	M	I	I	I	Bark	Showy, spring	Edible, Showy	Deciduous	Y
Dogwood, flowering	<i>Cornus florida</i>	N	N	N	Y	Y		5	Many (>150)	Y	Small, medium	20	Slow	☀️🟢	Rounded	Spring or fall	R	I	I	I	I	I	Bark	Showy, spring	Showy	Deciduous	Y
Dogwood, hybrid flowering	<i>Cornus x rutgersensis</i>	N	N	U	Y	Y	R (dogwood anthracnose)	6	Y	N	Compact, small	10–20	Moderate	☀️🌑	Rounded	Spring or fall	P	M	M	I	I	M		Showy, spring		Deciduous	Y
Dogwood, kousa	<i>Cornus kousa</i>	Y	Y	U	Y	N			Many	N	Small, medium	20–30	Slow	☀️🌑	Rounded to broad spreading	Spring or fall	P	M	M	I	M	I	Bark	Showy, spring	Edible, showy	Deciduous	Y
Dogwood, pagoda	<i>Cornus alternifolia</i>	N	N	N	Y	Y			Y	Y	Small	20–32	Moderate	☀️🌑	Spreading	Spring or fall	P	I	I	I	I	M	Form	Showy, spring	Ornamental	Deciduous	Y
Elm, Frontier	<i>Ulmus</i> 'Frontier'	Y	Y	Y	Y	N	R (DED, elm yellows)		NA	N	Medium, large	20–30	Slow	☀️	Narrow	Spring	T	T	T	T	T	T	Bark			Deciduous	Y
Elm, lacebark	<i>Ulmus parvifolia</i>	Y	Y	Y	Y	N	R (DED)		Y	N	Large	40–50	Moderate	☀️🌑	Rounded	Spring	T	T	M	T	T	T	Bark			Deciduous	Y
Elm, COMMENDATION™	<i>Ulmus</i> 'Morton Stalwart'	Y	Y	Y	Y	N	R (DED)		NA	N	Large	40–50	Fast	☀️	Oval	Spring or fall	T	T	T	T	T	T				Deciduous	Y
Elm, ACCOLADE™	<i>Ulmus davidiana</i> var. <i>japonica</i> 'Morton'	Y	Y	N	Y	N	R (DED, leaf miner, elm yellows)		NA	N	Large	30–40	Fast	☀️🌑	Vase	Spring or fall	T	T	M	M	T	I	Form			Deciduous	Y
Elm, New Horizon	<i>Ulmus</i> 'New Horizon'	Y	Y	Y	Y	N	R (DED)		NA	N	Medium, large	15–25	Fast	☀️	Oval	Spring or fall	T	T	M	T	M	M				Deciduous	Y
Elm, Patriot	<i>Ulmus</i> 'Patriot'	Y	Y	Y	Y	N	R (DED)		NA	N	Large	30–40	Fast	☀️	Oval	Spring or fall	T	T	T	T	T	T				Deciduous	Y
Elm, Princeton	<i>Ulmus americana</i> 'Princeton'	Y	Y	Y	Y	N	R (DED, elm beetles)		NA	N	Large	30–50	Fast	☀️	Vase	Spring or fall	T	T	T	T	T	T	Form			Deciduous	Y
Elm, Prospector	<i>Ulmus davidiana</i> var. <i>japonica</i> 'Prospector'	Y	Y	Y	Y	N	R (DED, elm leaf beetle, elm yellows)		NA	N	Large	20–25	Fast	☀️🌑	Vase	Spring	T	M	I	I	M	M	Form			Deciduous	Y
Elm, Regal	<i>Ulmus</i> 'Regal'	Y	Y	Y	Y	N	R (DED)	3	NA	N	Large	50–60	Moderate	☀️	Oval	Spring or fall	T	T	M	M	T	T				Deciduous	N
Elm-DANADA CHARM™	<i>Ulmus</i> 'Morton Red Tip'	Y	Y	Y	Y	N	R (DED, elm yellows)	2	NA	N	Large	50–60	Fast	☀️	Vase	Spring or fall	T	T	M	M	T	T				Deciduous	Y
Elm-TRIUMPH™	<i>Ulmus</i> 'Morton Glossy'	Y	Y	Y	Y	N	R (DED, elm yellows)		NA	N	Large	35–40	Fast	☀️🌑	Vase	Spring or fall	T	T	M	M	T	T				Deciduous	Y
Fir, Douglas-fir	<i>Pseudotsuga menziesii</i>	N	N	N	Y	N			Many (>350)	N	Large	12–20	Slow	☀️🌑	Pyramidal	Spring or fall	T	T	I	T	I	I	Form		Ornamental	Evergreen	N
Fir, white	<i>Abies concolor</i>	N	N	N	Y	N			Many (>40)	N	Medium, large	15–20	Slow	☀️🌑	Pyramidal	Spring or fall	T	M	I	I	T	I	Form			Evergreen	N
Fringetree	<i>Chionanthus virginicus</i>	N	N	U	Y	Y		1 (potential for EAB), 6	Y	N	Compact, small	12–20	Slow	☀️🌑	Oval	Spring or fall	P	M	M	T	U	I		Fragrant, showy, spring	Ornamental	Deciduous	N
Fringetree, Chinese	<i>Chionanthus retusus</i>	N	N	U	Y	Y		6	Y	N	Small	15–25	Slow	☀️🌑	Rounded	Spring or fall	T	T	M	U	I	U	Bark	Fragrant, showy, spring		Deciduous	Y

KEY

Planting Sites
Y = Yes
N = No
U = Uncertain

Considerations
I = Commonly planted
A = Aggressive
M = Messy
R = Resistant
BBB—Bronze birch borer
DED—Dutch elm disease
S = Sewer
T = Thorns

Performance Limitations
1 = Prone to pests/diseases
EAB—Emerald ash borer
TCD—Thousand cankers disease
2 = Weak wood/branch structure
3 = Susceptible to ice storm damage
4 = Excessive sucker growth
5 = Intolerant of polluted soil/water
6 = Difficult to find in nurseries
7 = Marginally hardy

Light Required
☀️ = Full sun
🌑 = Partial shade
🟢 = Full shade

Tolerances
T = Tolerant
M = Moderate
I = Intolerant
P = Prefers
R = Requires
U = Uncertain

Common Name	Botanical Name	Planting Site					Growth Information								Tolerance					Ornamental Interest							
		City Parkway	Median	Restricted Sites	Residential & Parks	Under Utility Lines	Considerations	Performance Limitations	Cultivars?	Native to IL	Mature Height	Mature Width (ft.)	Growth Rate in First 10 years	Light Required	Form	Ideal Digging Season (for B&B trees)	Acid Soils	Alkaline Soils	Salt Spray	Soil Salt	Drought	Poor Drainage	Winter Interest	Flowers	Fruit/Cones	Evergreen or Deciduous	Fall Color
Ginkgo	<i>Ginkgo biloba</i> (male only)	Y	Y	Y	Y	N			Many	N	Large	Variable	Moderate	☀	Variable	Spring	T	T	M	M	T	I				Deciduous	Y
Hackberry	<i>Celtis occidentalis</i>	Y	Y	Y	Y	N		2, 3	Y	Y	Large	40–50	Fast	☀	Rounded	Spring or fall	T	P	M	M	T	T	Bark		Edible	Deciduous	Y
Hawthorn, cockspur	<i>Crataegus crus-galli</i>	N	N	N	Y	N	T		Y	Y	Small, medium	20–35	Moderate	☀	Thicket-forming	Spring	T	T	I	I	T	M	Form	Showy, spring	Showy	Deciduous	Y
Hawthorn, cockspur (thornless)	<i>Crataegus crus-galli</i> var. <i>inermis</i>	Y	Y	N	Y	N			NA	Y	Small, medium	20–35	Moderate	☀	Rounded	Spring	T	T	T	M	T	M	Form	Showy, spring	Showy	Deciduous	Y
Hawthorn, dotted	<i>Crataegus punctata</i>	N	Y	N	Y	N	T	1 (cedar rust), 6	Y	Y	Small, medium	20–40	Moderate	☀	Spreading	Spring	T	T	I	U	T	T	Form, persistent fruit	Showy, spring	Showy	Deciduous	N
Hawthorn, downy	<i>Crataegus mollis</i>	N	Y	N	Y	N	T	1 (cedar rust), 6	N	Y	Small, medium	20–40	Moderate	☀	Spreading	Spring	T	T	I	I	T	T	Form	Showy, spring	Showy	Deciduous	Y
Hawthorn, English (whitethorn)	<i>Crataegus laevigata</i>	N	Y	N	Y	Y	T	6, 1 (cedar rust)	Y	N	Small	15–20	Moderate	☀	Rounded	Spring	T	T	I	I	T	I	Form	Showy, spring		Deciduous	N
Hawthorn, green	<i>Crataegus viridis</i>	Y	Y	N	Y	N			Y	Y	Small, medium	20–35	Moderate	☀	Spreading	Spring	T	T	I	I	T	M	Bark, form, persistent fruit	Showy, spring	Showy	Deciduous	Y
Hawthorn, scarlet	<i>Crataegus coccinea</i>	N	Y	U	Y	Y	T	1 (cedar rust), 6	Y	Y	Small	21–25	Moderate	☀	Rounded	Spring	T	P	M	M	M	I	Form	Showy, spring	Edible, showy	Deciduous	Y
Hawthorn, single-seeded	<i>Crataegus monogyna</i>	N	Y	N	Y	N	A T	6	Y	N	Small, medium	20–40	Moderate	☀	Rounded	Spring	P	T	I	I	T	I		Showy, spring		Deciduous	N
Hawthorn, Washington	<i>Crataegus phaenopyrum</i>	Y	Y	N	Y	N	T	1	Y	Y	Medium	20–25	Moderate	☀	Vase	Spring	T	T	I	M	T	M	Form, persistent fruit	Showy, spring		Deciduous	Y
Hazelnut, Turkish	<i>Corylus colurna</i>	Y	Y	N	Y	N			N	N	Large	15–35	Moderate	☀	Pyramidal	Spring	T	T	I	I	T	M	Bark		Edible	Deciduous	N
Hemlock, eastern	<i>Tsuga canadensis</i>	N	N	N	Y	N		5	Y	Y	Large	25–35	Moderate	☀	Pyramidal	Spring or fall	T	T	I	I	M	I	Form		Ornamental	Evergreen	N
Hickory, bitternut	<i>Carya cordiformis</i>	Y	Y	N	Y	N		6	N	Y	Large	40–50	Slow	☀	Oval	Spring or fall	T	T	T	I	I	I				Deciduous	Y
Hickory, mockernut	<i>Carya tomentosa</i>	Y	Y	N	Y	N		6	N	Y	Large	20–30	Slow	☀	Oval	Spring	T	I	I	I	T	I	Bark		Edible	Deciduous	Y
Hickory, pignut	<i>Carya glabra</i>	Y	Y	N	Y	N		6	N	Y	Large	25–35	Slow	☀	Rounded	Spring	T	T	I	M	T	I				Deciduous	Y
Hickory, red	<i>Carya ovalis</i>	Y	N	N	Y	N			Y	Y	Large	60–80	Slow	☀	Rounded	Spring	T	T	I	I	M	T			Edible	Deciduous	N
Hickory, shagbark	<i>Carya ovata</i>	Y	Y	N	Y	N		6	Y	Y	Large	30–50	Slow	☀	Oval	Spring	T	T	T	I	T	I	Bark, form		Edible	Deciduous	Y
Hickory, shellbark	<i>Carya laciniosa</i>	Y	Y	N	Y	N		6	Y	Y	Large	50–75	Moderate	☀	Oval	Spring	M	I	I	I	I	T	Bark		Edible	Deciduous	Y
Holly, American	<i>Ilex opaca</i>	N	N	N	Y	N		6, 7	Many (>1000)	Y	Large	18–40	Slow	☀	Pyramidal	Spring	P	M	T	T	I	I	Persistent fruit (female)		Showy	Evergreen broadleaf	N
Honey-locust	<i>Gleditsia triacanthos</i>	N	Y	Y	Y	N	I T	6		Y	Medium, large	30–70	Fast	☀	Rounded	Spring or fall	T	T	T	T	T	T	Persistent fruit (female)			Deciduous	Y
Honey-locust, thornless	<i>Gleditsia triacanthos</i> f. <i>inermis</i>	Y	Y	Y	Y	N	I		Many	N	Medium, large	30–70	Fast	☀	Rounded	Spring or fall	T	T	T	T	T	T	Persistent fruit (female)			Deciduous	Y
Hornbeam, American	<i>Carpinus caroliniana</i>	N	N	N	Y	Y			Y	Y	Small, medium	20–30	Slow	☀	Oval	Spring	T	M	I	I	M	T	Bark, persistent fruit			Deciduous	Y

KEY

Planting Sites

Y = Yes
N = No
U = Uncertain

Considerations

I = Commonly planted
A = Aggressive
M = Messy
R = Resistant
BBB = Bronze birch borer
DED = Dutch elm disease
S = Sewer
T = Thorns

Performance Limitations

1 = Prone to pests/diseases
EAB = Emerald ash borer
TCD = Thousand cankers disease
2 = Weak wood/branch structure
3 = Susceptible to ice storm damage
4 = Excessive sucker growth
5 = Intolerant of polluted soil/water
6 = Difficult to find in nurseries
7 = Marginally hardy

Light Required

☀ = Full sun
☀ = Partial shade
● = Full shade

Tolerances

T = Tolerant
M = Moderate
I = Intolerant
P = Prefers
R = Requires
U = Uncertain

Common Name	Botanical Name	Planting Site					Growth Information							Tolerance					Ornamental Interest								
		City	Median	Restricted Sites	Residential & Parks	Under Utility Lines	Considerations	Performance Limitations	Cultivars?	Native to IL	Mature Height	Mature Width (ft.)	Growth Rate in First 10 years	Light Required	Form	Ideal Digging Season (for B&B trees)	Acid Soils	Alkaline Soils	Salt Spray	Soil Salt	Drought	Poor Drainage	Winter Interest	Flowers	Fruit/Cones	Evergreen or Deciduous	Fall Color
Hornbeam, European	<i>Carpinus betulus</i>	Y	Y	N	Y	N			Many	N	Large	30–40	Slow	☀️	Oval	Spring	T	M	T	I	T	T	Bark, persistent fruit, persistent leaves			Deciduous	Y
Horse-chestnut	<i>Aesculus hippocastanum</i>	Y	Y	Y	Y	N	M	1 (leaf blotch, anthracnose)	Y	N	Large	40–65	Moderate	☀️	Rounded	Spring	T	T	T	M	I	M		Showy, spring		Deciduous	N
Horse-chestnut, red	<i>Aesculus x carnea</i>	Y	Y	U	Y	N	M		Y	N	Medium	30–40	Moderate	☀️	Rounded	Spring	P	M	T	I	I	I		Showy, spring		Deciduous	N
Ironwood	<i>Ostrya virginiana</i>	Y	Y	N	Y	N			Y	Y	Medium, large	15–40	Slow	☀️	Oval	Spring	T	T	M	I	T	I	Bark, persistent fruit			Deciduous	Y
Juniper, Chinese	<i>Juniperus chinensis</i>	N	N	N	Y	N			Many (>75)	N	Large	15–20	Moderate	☀️	Pyramidal	Spring or fall	T	T	T	I	T	I	Form		Ornamental	Evergreen	N
Katsuratree	<i>Cercidiphyllum japonicum</i>	Y	Y	N	Y	N			Y	N	Large	20–30	Moderate	☀️	Pyramidal	Spring	T	M	T	M	I	T		Spring		Deciduous	Y
Larch, European	<i>Larix decidua</i>	N	N	N	Y	N		5	Y	N	Large	25–30	Fast	☀️	Pyramidal	Spring	T	M	T	I	I	I		Spring	Ornamental	Deciduous conifer	Y
Larch, Japanese	<i>Larix kaempferi</i>	Y	Y	N	Y	N		5, 6	Y	N	Large	25–40	Fast	☀️	Pyramidal	Spring	T	M	T	T	I	T			Ornamental	Deciduous conifer	Y
Lilac, Peking	<i>Syringa pekinensis</i>	Y	Y	N	Y	Y		6	Y	N	Small	10–15	Moderate	☀️	Rounded	Spring or fall	T	T	T	M	M	I	Bark	Fragrant, showy, spring	Ornamental	Deciduous	N
Lilac, Peking-BEIJING GOLD™	<i>Syringa pekinensis</i> 'Zhang Zhiming'	Y	Y	N	Y	Y			NA	N	Small	10–15	Moderate	☀️	Oval	Spring or fall	T	T	T	T	M	I	Bark	Fragrant, showy, spring	Ornamental	Deciduous	Y
Lilac, Peking-CHINA SNOW™	<i>Syringa pekinensis</i> 'Morton'	Y	Y	N	Y	N			NA	N	Small, medium	15–25	Fast	☀️	Rounded	Spring or fall	T	T	T	M	M	I	Bark, form, persistent fruit	Fragrant, showy, spring	Ornamental	Deciduous	N
Lilac, Japanese tree	<i>Syringa reticulata</i>	Y	Y	Y	Y	N			Y	N	Small, medium	15–25	Moderate	☀️	Rounded	Spring or fall	T	T	T	T	I	I	Bark	Fragrant, showy, spring	Ornamental	Deciduous	N
Linden, big-leaved	<i>Tilia platyphyllos</i>	Y	Y	N	Y	N		6	Y	N	Large	50–60	Moderate	☀️	Pyramidal	Spring or fall	T	P	T	U	I	I	Form	Fragrant, spring		Deciduous	N
Linden, little-leaved	<i>Tilia cordata</i>	Y	Y	N	Y	N		1 (Japanese beetle)	Y	N	Large	30–40	Moderate	☀️	Pyramidal	Spring or fall	T	T	I	M	T	M	Form	Fragrant, summer		Deciduous	Y
Linden, Mongolian	<i>Tilia mongolica</i>	Y	Y	N	Y	N		6	Y	N	Small, medium	15–25	Slow	☀️	Pyramidal	Spring or fall	T	T	I	U	I	I	Bark	Fragrant, summer		Deciduous	Y
Linden, silver	<i>Tilia tomentosa</i>	Y	Y	N	Y	N			Y	N	Large	25–40	Moderate	☀️	Pyramidal	Spring or fall	T	T	T	T	I	I		Fragrant, summer		Deciduous	Y
Maackia, Amur	<i>Maackia amurensis</i>	Y	Y	Y	Y	N			Y	N	Small, medium	20–35	Slow	☀️	Rounded	Spring	T	T	I	I	T	I	Bark	Showy, fragrant, summer		Deciduous	N
Magnolia, cucumber	<i>Magnolia acuminata</i>	N	N	N	Y	N		5, 6	Many	Y	Large	50–80	Moderate	☀️	Pyramidal	Spring	P	T	I	I	I	I	Bark, form, persistent fruit,	Showy, summer	Ornamental	Deciduous	Y
Magnolia, Japanese (Northern)	<i>Magnolia kobus</i> var. <i>borealis</i>	N	N	N	Y	N		2, 6	Y	N	Medium	30–40	Slow	☀️	Rounded	Spring	T	T	M	U	T	T	Bark	Fragrant, showy, spring	Ornamental	Deciduous	N
Magnolia, Loebner's	<i>Magnolia x loebneri</i>	N	N	N	Y	N		5	Y	N	Small, medium	20–40	Slow	☀️	Rounded	Spring	T	M	M	I	I	I	Bark, form	Fragrant, showy, spring	Ornamental	Deciduous	N

KEY

Planting Sites

Y = Yes
N = No
U = Uncertain

Considerations

🟡 = Commonly planted
🟢 = Aggressive
🟣 = Messy
🟠 = Resistant
BBB—Bronze birch borer
DED—Dutch elm disease
🚰 = Sewer
🌵 = Thorns

Performance Limitations

1 = Prone to pests/diseases
EAB—Emerald ash borer
TCD—Thousand cankers disease
2 = Weak wood/branch structure
3 = Susceptible to ice storm damage
4 = Excessive sucker growth
5 = Intolerant of polluted soil/water
6 = Difficult to find in nurseries
7 = Marginally hardy

Light Required

☀️ = Full sun
🌤️ = Partial shade
🌑 = Full shade

Tolerances

T = Tolerant
M = Moderate
I = Intolerant
P = Prefers
R = Requires
U = Uncertain

Common Name	Botanical Name	Planting Site					Growth Information							Tolerance					Ornamental Interest								
		City Parkway	Median	Restricted Sites	Residential & Parks	Under Utility Lines	Considerations	Performance Limitations	Cultivars?	Native to IL	Mature Height	Mature Width (ft.)	Growth Rate in First 10 years	Light Required	Form	Ideal Digging Season (for B&B trees)	Acid Soils	Alkaline Soils	Salt Spray	Soil Salt	Drought	Poor Drainage	Winter Interest	Flowers	Fruit/Cones	Evergreen or Deciduous	Fall Color
Magnolia, saucer	<i>Magnolia x soulangiana</i>	N	N	N	Y	N			Many	N	Small, medium	20-30	Moderate		Rounded	Spring	T	T	M	T	M	T	Bark	Showy, spring	Ornamental	Deciduous	N
Magnolia, star	<i>Magnolia stellata</i>	N	N	N	Y	Y			Many	N	Small	10-15	Slow		Rounded	Spring	T	T	M	I	T	T	Bark	Fragrant, showy, spring	Ornamental	Deciduous	N
Magnolia, sweetbay	<i>Magnolia virginiana</i>	N	N	N	Y	Y			Many	N	Compact, small	10-20	Moderate		Pyramidal	Spring	R	I	M	I	I	T	Bark	Fragrant, showy, spring	Ornamental	Deciduous	N
Magnolia, umbrella	<i>Magnolia tripetala</i>	N	N	N	Y	N		6	Many	N	Small, medium	15-30	Moderate		Pyramidal	Spring	T	M	I	I	I	I		Showy, spring	Ornamental	Deciduous	Y
Maple-STATE STREET™	<i>Acer miyabei</i> 'Morton'	Y	Y	N	Y	N			NA	N	Large	30-35	Fast		Oval	Spring or fall	T	T	M	I	T	M	Bark, form			Deciduous	Y
Maple, black	<i>Acer nigrum</i>	Y	Y	N	Y	N			Y	Y	Large	40-50	Moderate		Rounded	Spring	P	T	I	M	M	I				Deciduous	Y
Maple, Freeman's	<i>Acer x freemanii</i>	Y	Y	N	Y	N			Y	Y	Large	20-40	Fast		Oval	Spring or fall	T	M	M	I	T	M	Bark			Deciduous	Y
Maple, fullmoon	<i>Acer japonicum</i>	N	N	N	Y	N			Y	N	Medium	20-40	Moderate		Rounded	Spring or fall	P	M	I	I	I	I	Form			Deciduous	Y
Maple, Japanese	<i>Acer palmatum</i>	N	N	N	Y	Y			Many (>200)	N	Small	15-35	Slow		Rounded	Spring or fall	T	M	I	M	I	I	Bark, form			Deciduous	Y
Maple, Marmo Freeman's	<i>Acer x freemanii</i> 'Marmo'	Y	Y	N	Y	N			NA	N	Large	35-40	Fast		Oval	Spring	P	T	I	I	M	T	Bark, form			Deciduous	Y
Maple, nikko	<i>Acer maximowiczianum</i>	N	N	N	Y	N		6	Y	N	Medium, large	30-45	Slow		Oval	Spring or fall	T	M	I	U	I	I	Form			Deciduous	Y
Maple, paperbark	<i>Acer griseum</i>	N	N	N	Y	N			Y	N	Medium	10-30	Slow		Oval	Spring	T	M	M	M	M	T	Bark			Deciduous	Y
Maple, red	<i>Acer rubrum</i>	N	N	N	Y	N		5	Many (>75)	Y	Large	35-45	Moderate		Rounded	Spring or fall	P	M	I	I	I	T			Ornamental	Deciduous	Y
Maple, Shantung	<i>Acer truncatum</i>	Y	Y	N	Y	Y	(R) (leaf scorch)		Y	N	Small	15-25	Slow		Rounded	Spring or fall	P	M	M	U	T	T		Showy		Deciduous	Y
Maple, silver	<i>Acer saccharinum</i>	N	N	Y	N	N	(A) (M) (S)	2, 3	Y	Y	Large	30-50	Fast		Spreading	Spring or fall	T	M	M	M	T	T				Deciduous	Y
Maple, sugar	<i>Acer saccharum</i>	N	N	N	Y	N		5	Many	Y	Large	40-50	Moderate		Oval	Spring	T	T	I	I	I	I				Deciduous	Y
Maple, sugar-CRESCENDO™	<i>Acer saccharum</i> 'Morton'	N	N	N	Y	N		5	NA	Y	Large	30-35	Moderate		Rounded	Spring	T	I	I	I	T	I				Deciduous	Y
Maple, sycamore	<i>Acer pseudoplatanus</i>	Y	Y	Y	Y	N			Y	N	Large	35-60	Moderate		Rounded	Spring	T	T	T	I	I	I	Bark			Deciduous	N
Maple, three-flowered	<i>Acer triflorum</i>	N	N	N	Y	Y		6	N	N	Small, medium	20-30	Slow		Oval	Spring	P	I	M	M	M	I	Bark, form			Deciduous	Y
Maple, trident	<i>Acer buergerianum</i>	Y	Y	Y	Y	N		6, 7	Y	N	Medium	15-25	Moderate		Oval	Spring	P	M	M	T	T	I	Bark, form			Deciduous	Y
Mulberry, red	<i>Morus rubra</i>	Y	Y	Y	Y	N		2, 6	Y	Y	Large	40-50	Moderate		Rounded	Spring or fall	T	P	T	I	I	T	Bark		Ornamental, edible (female)	Deciduous	Y

KEY

Planting Sites
 Y = Yes
 N = No
 U = Uncertain

Considerations
 = Commonly planted
 (A) = Aggressive
 (M) = Messy
 (R) = Resistant
BBB—Bronze birch borer
DED—Dutch elm disease
 (S) = Sewer
 (T) = Thorns

Performance Limitations
 1 = Prone to pests/diseases
EAB—Emerald ash borer
TCD—Thousand cankers disease
 2 = Weak wood/branch structure
 3 = Susceptible to ice storm damage
 4 = Excessive sucker growth
 5 = Intolerant of polluted soil/water
 6 = Difficult to find in nurseries
 7 = Marginally hardy

Light Required
 = Full sun
 = Partial shade
 = Full shade

Tolerances
T = Tolerant
M = Moderate
I = Intolerant
P = Prefers
R = Requires
U = Uncertain

Common Name	Botanical Name	Planting Site					Growth Information								Tolerance					Ornamental Interest							
		City Parkway	Median	Restricted Sites	Residential & Parks	Under Utility Lines	Considerations	Performance Limitations	Cultivars?	Native to IL	Mature Height	Mature Width (ft.)	Growth Rate in First 10 years	Light Required	Form	Ideal Digging Season (for B&B trees)	Acid Soils	Alkaline Soils	Salt Spray	Soil Salt	Drought	Poor Drainage	Winter Interest	Flowers	Fruit/Cones	Evergreen or Deciduous	Fall Color
Mulberry, white	<i>Morus alba</i> (cultivars or males)	Y	Y	Y	Y	N	A (choose cultivars or males) M	2	Y	N	Medium, large	30-50	Fast	☀️	Rounded	Spring or fall	T	T	T	T	T	M			Ornamental	Deciduous	Y
Oak, black	<i>Quercus velutina</i>	Y	Y	N	Y	N	M	6	Y	Y	Large	40-70	Moderate	☀️	Rounded	Spring	P	M	T	I	T	I				Deciduous	N
Oak, bur	<i>Quercus macrocarpa</i>	Y	Y	N	Y	N	M		Y	Y	Large	70-80	Moderate	☀️	Rounded	Spring	T	P	I	M	T	T	Form			Deciduous	N
Oak, chestnut	<i>Quercus montana</i>	Y	Y	N	Y	N	M		N	Y	Large	60-70	Moderate	☀️	Rounded	Spring	P	T	I	I	T	I	Bark			Deciduous	N
Oak, chinkapin	<i>Quercus muehlenbergii</i>	N	N	N	Y	N	M		N	Y	Large	50-70	Moderate	☀️	Rounded	Spring	M	T	I	I	T	M	Form			Deciduous	N
Oak, English	<i>Quercus robur</i>	Y	Y	Y	Y	N	M	1 (two-lined chestnut borer)	Y	N	Large	75-100	Moderate	☀️	Rounded	Spring	T	T	M	I	M	M	Form			Deciduous	N
Oak, northern pin (Hill's)	<i>Quercus ellipsoidalis</i>	Y	Y	N	Y	N	M	6	Y	Y	Large	40-75	Moderate	☀️	Oval	Spring	P	T	I	M	T	I	Form			Deciduous	Y
Oak, northern red	<i>Quercus rubra</i>	Y	Y	N	Y	N	M		Y	Y	Large	60-75	Moderate	☀️	Rounded	Spring	T	M	I	M	T	T	Form			Deciduous	Y
Oak, pin	<i>Quercus palustris</i>	N	N	N	Y	N	M	1 (chlorosis if planted in alkaline soil)	Y	Y	Large	40-50	Fast	☀️	Pyramidal	Spring	R	I	M	I	I	T	Form			Deciduous	Y
Oak, scarlet	<i>Quercus coccinea</i>	N	N	N	Y	N	M		Y	Y	Large	40-75	Moderate	☀️	Oval	Spring	P	I	I	T	M	I	Form			Deciduous	Y
Oak, shingle	<i>Quercus imbricaria</i>	Y	Y	Y	Y	N	M		N	Y	Large	50-60	Moderate	☀️	Pyramidal	Spring	T	M	I	I	T	M	Form			Deciduous	N
Oak, Shumard's	<i>Quercus shumardii</i>	Y	Y	N	Y	N	M	6	Y	Y	Large	40-60	Moderate	☀️	Pyramidal	Spring	T	T	I	T	T	T				Deciduous	Y
Oak, swamp chestnut	<i>Quercus michauxii</i>	Y	Y	N	Y	N	M	6	N	Y	Large	40-60	Moderate	☀️	Rounded	Spring	T	T	I	I	I	T				Deciduous	Y
Oak, swamp white	<i>Quercus bicolor</i>	Y	Y	Y	Y	N	M		Y	Y	Large	50-60	Moderate	☀️	Rounded	Spring	T	M	I	M	T	T	Bark			Deciduous	Y
Oak, Ware's	<i>Quercus x warei</i>	Y	Y	U	Y	N	M	6	Y	NA	Medium, large	20-25	Fast	☀️	Columnar	Spring	P	M	I	U	T	M	Form			Deciduous	Y
Oak, white	<i>Quercus alba</i>	Y	Y	N	Y	N	M		Y	Y	Large	100	Moderate	☀️	Rounded	Spring	T	I	I	I	T	I	Form			Deciduous	Y
Oak-CRIMSON SPIRE™	<i>Quercus 'Crimschmidt'</i>	Y	Y	Y	Y	N	M		Y	N	Large	10-20	Fast	☀️	Columnar	Spring	T	T	I	I	T	M	Form			Deciduous	Y
Osage-orange	<i>Maclura pomifera</i>	N	Y	N	Y	N	A M T (females)	6	Y	N	Small, medium	20-40	Moderate	☀️	Rounded	Spring or fall	T	T	T	T	T	T	Bark, form		Striking	Deciduous	Y
Parrotia (Persian ironwood)	<i>Parrotia persica</i>	N	N	N	Y	N		6	Y	N	Small, medium	15-30	Moderate	☀️	Oval	Spring	P	T	U	U	T	I	Bark	Spring		Deciduous	Y
Pawpaw	<i>Asimina triloba</i>	N	N	N	Y	Y		4, 6	Y	Y	Small	15-20	Slow	☀️	Thicket-forming	Spring	T	I	I	I	I	T	Bark, form	Striking, spring	Ornamental, edible	Deciduous	Y
Pecan	<i>Carya illinoensis</i>	Y	Y	N	Y	N	M	6	Many (>500)	Y	Large	40-75	Moderate	☀️	Oval	Spring	T	M	I	I	I	T	Form		Edible	Deciduous	N
Persimmon	<i>Diospyros virginiana</i>	Y	Y	N	Y	N	M (females)	6	Y	Y	Medium, large	20-35	Moderate	☀️	Oval	Spring	T	T	M	I	T	T	Bark	Spring	Edible	Deciduous	Y
Pine, Balkan	<i>Pinus peuce</i>	N	N	N	Y	N		6	Y	N	Medium, large	20-25	Slow	☀️	Pyramidal	Spring or fall	P	M	I	M	T	I	Form		Edible	Evergreen	N

KEY

Planting Sites
Y = Yes
N = No
U = Uncertain

Considerations
I = Commonly planted
A = Aggressive
M = Messy
R = Resistant
BBB = Bronze birch borer
DED = Dutch elm disease
S = Sewer
T = Thorns

Performance Limitations
1 = Prone to pests/diseases
EAB = Emerald ash borer
TCD = Thousand cankers disease
2 = Weak wood/branch structure
3 = Susceptible to ice storm damage
4 = Excessive sucker growth
5 = Intolerant of polluted soil/water
6 = Difficult to find in nurseries
7 = Marginally hardy

Light Required
☀️ = Full sun
🌤️ = Partial shade
🌑 = Full shade

Tolerances
T = Tolerant
M = Moderate
I = Intolerant
P = Prefers
R = Requires
U = Uncertain

Common Name	Botanical Name	Planting Site					Growth Information								Tolerance					Ornamental Interest							
		City Parkway	Median	Restricted Sites	Residential & Parks	Under Utility Lines	Considerations	Performance Limitations	Cultivars?	Native to IL	Mature Height	Mature Width (ft.)	Growth Rate in First 10 years	Light Required	Form	Ideal Digging Season (for B&B trees)	Acid Soils	Alkaline Soils	Salt Spray	Soil Salt	Drought	Poor Drainage	Winter Interest	Flowers	Fruit/Cones	Evergreen or Deciduous	Fall Color
Pine, eastern white	<i>Pinus strobus</i>	N	N	N	Y	N		5	Many (>150)	Y	Large	20–40	Moderate	☀️	Pyramidal	Spring or fall	P	M	I	I	I	I	Form		Edible	Evergreen	N
Pine, jack	<i>Pinus banksiana</i>	N	N	N	Y	N		3, 6	Y	Y	Medium, large	10–20	Slow	☀️	Open spreading	Spring	P	T	T	I	T	I	Bark, form			Evergreen	N
Pine, Japanese black	<i>Pinus thunbergii</i>	N	N	N	Y	N		6, 7	Many (>50)	N	Small, medium, large	20–35	Moderate	☀️	Pyramidal	Spring	T	T	T	T	T	I	Form			Evergreen	N
Pine, Japanese umbrella	<i>Sciadopitys verticillata</i>	N	N	N	Y	N		6	Y	N	Small, medium	15–20	Slow	☀️	Pyramidal	Spring	R	I	T	T	I	T	Bark, form			Evergreen	N
Pine, Japanese white	<i>Pinus parviflora</i>	N	N	N	Y	N		6	Many (>300)	N	Medium, large	25–50	Slow	☀️	Pyramidal	Spring or fall	T	M	T	I	M	I	Form		Edible	Evergreen	N
Pine, lacebark	<i>Pinus bungeana</i>	N	N	N	Y	N		2, 6	Y	N	Medium, large	20–35	Slow	☀️	Pyramidal	Spring or fall	T	T	I	I	M	I	Bark, form		Edible	Evergreen	N
Pine, limber	<i>Pinus flexilis</i>	N	N	N	Y	N			Y (>50)	N	Medium, large	15–35	Slow	☀️	Pyramidal	Spring or fall	T	T	M	I	T	I	Form		Edible	Evergreen	N
Pine, Swiss stone	<i>Pinus cembra</i>	N	N	N	Y	N			Many (>50)	N	Medium, large	15–25	Slow	☀️	Columnar	Spring or fall	T	T	T	U	T	I	Form		Edible	Evergreen	N
Planetree, London	<i>Platanus x acerifolia</i>	Y	Y	Y	Y	N			Y	N	Large	65–80	Fast	☀️	Pyramidal	Spring	T	M	M	I	T	M	Bark		Striking	Deciduous	N
Planetree, London-EXCLAMATION!™	<i>Platanus x acerifolia</i> 'Morton Circle'	Y	Y	Y	Y	N	Ⓡ (anthracnose)		NA	N	Large	40–50	Fast	☀️	Pyramidal	Spring	T	T	T	T	T	M	Bark		Striking	Deciduous	N
Plum, wild	<i>Prunus americana</i>	N	N	N	Y	Y	ⓐ	4	Y	Y	Small	15–25	Moderate	☀️	Thicket-forming	Spring	T	M	I	I	T	M		Showy, spring	Ornamental, edible	Deciduous	Y
Redbud	<i>Cercis canadensis</i>	N	N	N	Y	N	Ⓜ		Many	Y	Small, medium	25–35	Moderate	☀️	Rounded	Spring or fall	T	T	I	I	I	I	Bark, persistent fruit	Showy, spring	Ornamental	Deciduous	Y
Red-cedar, eastern	<i>Juniperus virginiana</i>	Y	Y	N	Y	N			Many	Y	Large	8–20	Moderate	☀️	Pyramidal	Spring or fall	T	P	T	T	T	I	Bark, form		Showy	Evergreen	N
Redwood, dawn	<i>Metasequoia glyptostroboides</i>	Y	Y	Y	Y	N			Y	N	Large	25	Fast	☀️	Pyramidal	Spring	P	I	M	I	T	T	Bark, form			Deciduous conifer	Y
Rubber-tree, hardy	<i>Eucommia ulmoides</i>	Y	Y	Y	Y	N			Y	N	Large	30–50	Moderate	☀️	Rounded	Spring or fall	T	T	M	M	T	T				Deciduous	N
Sassafras	<i>Sassafras albidum</i>	N	N	N	Y	N		4, 6	Y	Y	Small, medium	25–40	Moderate	☀️	Pyramidal	Spring	P	M	M	I	T	I			Ornamental	Deciduous	Y
Scholar tree, Japanese	<i>Styphnolobium japonicum</i>	Y	Y	Y	Y	N		6	Y	N	Large	50–75	Moderate	☀️	Rounded	Spring or fall	T	T	M	T	T	M		Fragrant, showy, summer		Deciduous	N
Serviceberry, Alleghany	<i>Amelanchier laevis</i>	Y	Y	N	Y	Y			Y	Y	Small	15–25	Moderate	☀️	Narrow	Spring or fall	T	M	I	I	I	T	Bark, form	Fragrant, showy, spring	Ornamental, edible	Deciduous	Y
Serviceberry, apple	<i>Amelanchier x grandiflora</i>	Y	Y	N	Y	Y			Y	NA	Small	20–25	Moderate	☀️	Spreading	Spring or fall	T	M	T	I	M	I	Bark, form	Showy, spring	Ornamental, edible	Deciduous	Y
Serviceberry, downy	<i>Amelanchier arborea</i>	N	Y	N	Y	Y		5	Y	Y	Small	Variable	Moderate	☀️	Narrow	Spring or fall	P	M	M	I	T	M	Bark, form	Showy, spring	Edible	Deciduous	Y
Shadbush, inland	<i>Amelanchier interior</i>	N	Y	N	Y	Y		6	Y	Y	Small	20–30	Moderate	☀️	Narrow	Spring or fall	T	T	I	I	I	I	Bark, form	Fragrant, showy, spring	Edible	Deciduous	Y

KEY

Planting Sites
Y = Yes
N = No
U = Uncertain

Considerations
! = Commonly planted
A = Aggressive
M = Messy
Ⓡ = Resistant
BBB—Bronze birch borer
DED—Dutch elm disease
S = Sewer
T = Thorns

Performance Limitations
1 = Prone to pests/diseases
EAB—Emerald ash borer
TCD—Thousand cankers disease
2 = Weak wood/branch structure
3 = Susceptible to ice storm damage
4 = Excessive sucker growth
5 = Intolerant of polluted soil/water
6 = Difficult to find in nurseries
7 = Marginally hardy

Light Required
☀️ = Full sun
☀️ = Partial shade
● = Full shade

Tolerances
T = Tolerant
M = Moderate
I = Intolerant
P = Prefers
R = Requires
U = Uncertain

Common Name	Botanical Name	Planting Site					Growth Information								Tolerance					Ornamental Interest							
		City Parkway	Median	Restricted Sites	Residential & Parks	Under Utility Lines	Considerations	Performance Limitations	Cultivars?	Native to IL	Mature Height	Mature Width (ft.)	Growth Rate in First 10 years	Light Required	Form	Ideal Digging Season (for B&B trees)	Acid Soils	Alkaline Soils	Salt Spray	Soil Salt	Drought	Poor Drainage	Winter Interest	Flowers	Fruit/Cones	Evergreen or Deciduous	Fall Color
Silverbell	<i>Halesia tetraptera</i> (H. carolina)	N	N	N	Y	N		6	Y	Y	Medium	20–35	Moderate	☀️	Rounded	Spring	P	I	I	I	I	I	Bark, persistent fruit	Showy, spring	Ornamental	Deciduous	N
Spruce, Black Hills	<i>Picea glauca</i> var. <i>densata</i>	N	N	N	Y	N			Y	N	Small, medium	10–15	Moderate	☀️	Rounded	Spring or fall	M	T	M	M	M	I	Form			Evergreen	N
Spruce, blue	<i>Picea pungens</i> var. <i>glauca</i>	N	N	N	Y	N		1	Y	N	Medium, large	10–20	Moderate	☀️	Pyramidal	Spring or fall	T	T	T	M	T	I	Form			Evergreen	N
Spruce, Norway	<i>Picea abies</i>	N	N	N	Y	N			Many (>100)	N	Large	25–30	Moderate	☀️	Pyramidal	Spring or fall	T	T	M	M	I	I	Form			Evergreen	N
Spruce, oriental	<i>Picea orientalis</i>	N	N	N	Y	N		5, 6	Y	N	Large	15–25	Slow	☀️	Pyramidal	Spring	T	T	U	U	M	I	Form			Evergreen	N
Spruce, Serbian	<i>Picea omorika</i>	N	N	N	Y	N		5	Y	N	Large	20–25	Slow	☀️	Pyramidal	Spring or fall	T	M	I	M	M	I	Form			Evergreen	N
Spruce, white	<i>Picea glauca</i>	N	N	N	Y	N		1	Many (>100)	N	Large	10–20	Slow	☀️	Pyramidal	Spring or fall	T	M	I	I	I	I	Form			Evergreen	N
Sugarberry	<i>Celtis laevigata</i>	Y	Y	N	Y	N		6	Y	Y	Large	40–60	Fast	☀️	Rounded	Spring or fall	M	T	T	T	M	T			Edible	Deciduous	N
Sweet-gum	<i>Liquidambar styraciflua</i>	N	N	N	Y	N	M	5, 7	Many	Y	Large	40–75	Fast	☀️	Pyramidal	Spring	P	I	T	T	T	T				Deciduous	Y
Sycamore (buttonwood)	<i>Platanus occidentalis</i>	Y	Y	N	Y	N	M	1	Y	Y	Large	50–70	Fast	☀️	Rounded	Spring	T	P	M	T	I	T	Bark		Ornamental	Deciduous	N
Tamarack	<i>Larix laricina</i>	N	N	N	Y	N		5	Y	Y	Large	30–50	Fast	☀️	Pyramidal	Spring	T	T	T	I	I	T	Bark		Ornamental	Deciduous conifer	Y
Tulip-tree	<i>Liriodendron tulipifera</i>	Y	Y	N	Y	N		2, 3, 7	Many	Y	Large	35–50	Fast	☀️	Oval	Spring	T	M	I	I	I	I	Form	Showy, summer		Deciduous	Y
Tupelo (black gum)	<i>Nyssa sylvatica</i>	Y	Y	N	Y	N		6	Y	Y	Medium, large	20–30	Moderate	☀️	Spreading	Spring	P	I	M	M	M	M	Bark, form, persistent fruit (female)		Ornamental	Deciduous	Y
Walnut, black	<i>Juglans nigra</i>	Y	Y	N	Y	N	M	1 (TCD), 6	Y	Y	Large	30–50	Moderate	☀️	Rounded	Spring	I	M	T	I	M	M	Form		Edible	Deciduous	N
Willow, black	<i>Salix nigra</i>	N	N	N	Y	N	S	2, 3, 4	Y	Y	Medium, large	30–60	Fast	☀️	Oval	Spring	T	M	M	M	I	T	Bark, form			Deciduous	N
Willow, weeping	<i>Salix alba</i> 'Tristis'	N	N	N	Y	N	S	2, 3	Y	N	Large	50–100	Fast	☀️	Weeping	Spring	T	T	M	T	I	T				Deciduous	Y
Willow, white	<i>Salix alba</i>	N	N	N	Y	N	S	2, 3	Y	N	Large	50–100	Fast	☀️	Upright	Spring	T	T	M	T	I	T		Showy, spring		Deciduous	Y
Yellowwood	<i>Cladrastis kentukea</i>	Y	Y	N	Y	N		2, 3, 6	Y	N	Medium, large	40–55	Moderate	☀️	Rounded	Spring or fall	T	T	M	M	M	M	Bark, form, persistent fruit	Fragrant, showy, spring		Deciduous	Y
Zelkova, Japanese	<i>Zelkova serrata</i>	Y	Y	Y	Y	N		3	Y	N	Large	50–75	Fast	☀️	Vase	Spring	T	M	M	T	T	I	Bark, form			Deciduous	Y

KEY

Planting Sites

Y = Yes
N = No
U = Uncertain

Considerations

🟡 = Commonly planted
🟢 = Aggressive
🟣 = Messy
🟠 = Resistant
🟡 = Bronze birch borer
🔴 = Dutch elm disease
🟠 = Sewer
🟡 = Thorns

Performance Limitations

1 = Prone to pests/diseases
EAB—Emerald ash borer
TCD—Thousand cankers disease
2 = Weak wood/branch structure
3 = Susceptible to ice storm damage
4 = Excessive sucker growth
5 = Intolerant of polluted soil/air
6 = Difficult to find in nurseries
7 = Marginally hardy

Light Required

☀️ = Full sun
🌤️ = Partial shade
🌑 = Full shade

Tolerances

T = Tolerant
M = Moderate
I = Intolerant
P = Prefers
R = Requires
U = Uncertain



OUR MISSION

The mission of The Morton Arboretum is to collect and study trees, shrubs, and other plants from around the world, to display them across naturally beautiful landscapes for people to study and enjoy, and to learn how to grow them in ways that enhance our environment.

Our goal is to encourage the planting and protection of trees and other plants for a greener, healthier, and more beautiful world.



4100 Illinois Route 53
Lisle, Illinois 60532
630-968-0074 • mortonarb.org