



















Key:

- | | | | | | |
|--|------------------|---|--------------------|---|-----------------------|
|  | Road |  | Accessible Parking |  | Parking Lot |
|  | Chipped Trail |  | Picnic Area |  | Trailhead |
|  | Accessible Trail |  | Restrooms |  | Area Closed to Public |
|  | Paved Trail |  | Drinking Fountains |  | Restricted Access |
|  | Mowed Path |  | Bike Racks | | |
|  | Service Road |  | Store | | |
|  | Water Feature |  | Restaurant | | |

OTE OF THE EARTH
SCULPTURE LOCATIONS

